



Visuals and AAC at Home

- **VISUAL SUPPORTS HELP EVERYONE LEARN!**

- **Dual Language Learners**

- **Visual Learners**

- **Children with diverse learning needs**

- **And everyone else**



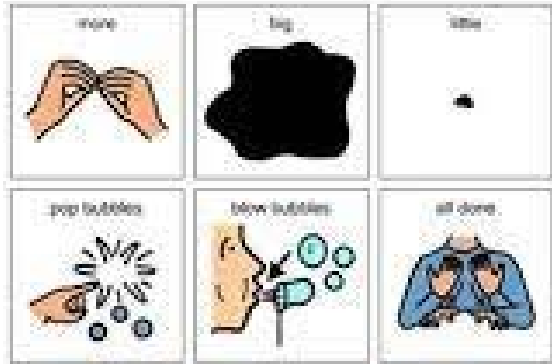


Any book can have something extra with it

- Younger kids may have a stuffy or picture to help connect to story
- preschool kids may have some extra props to connect and retell.

Any AAC device can support connection to books.

Bubbles



Any Picture or object you use connects to literacy.

- Visuals all should have words along with picture**
- Builds vocabulary**
- Most sequences or schedules go from left to right just like reading.**

Talking photo album

-Young children can share experiences with peers and adults using talking photo album or if there is AAC device. Sharing things like

- What happened on the weekend
- What their favorite things are
- connecting to what they are learning about



Some apps that can help


- Special Stories App
- Pictello

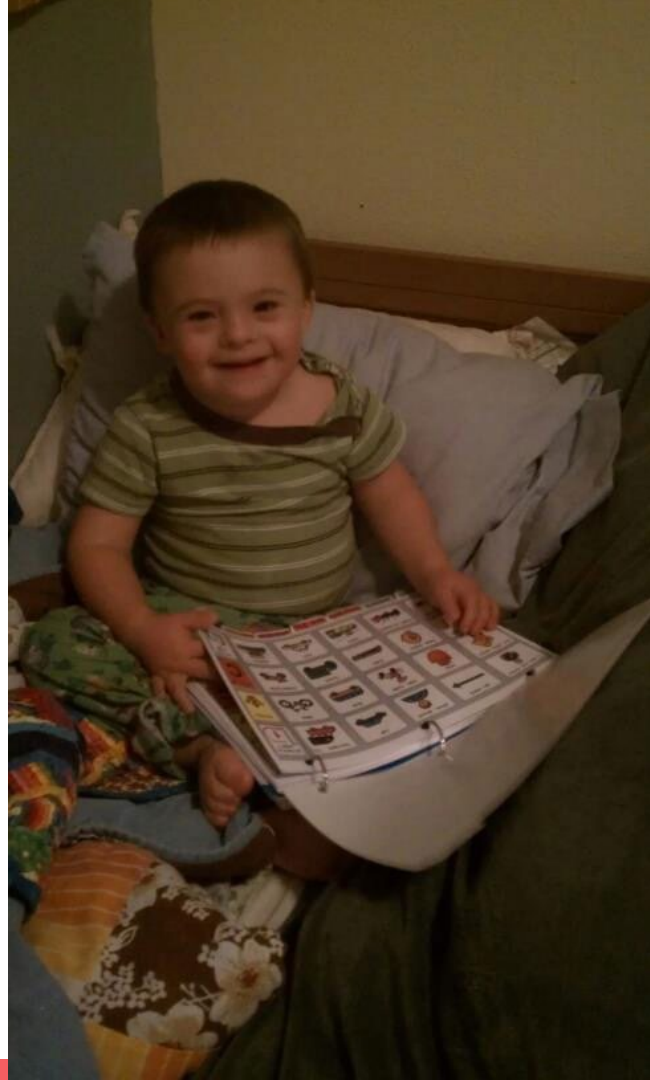


AAC and Visuals Tips


- Always follow your child's lead and build from there
- Find what your child enjoys
- Build on your child strengths and interests
- Get support from others including other parents or other professionals.











FOR MANS
PICKUP
~~PIZZA~~
MOVIE
SERIES

