



Assistive Technology: Tools & Strategies for Academic Support in Successful Inclusive Classrooms

Tecnología Asistencial: Herramientas y estrategias para el apoyo académico en aulas inclusivas exitosas

Kim Elliott, MS, CCC-SLP, ATP
Carrie Luse, MSR, OT/L, ATP
Debra Fitzgibbons, OTAP Coordinator
All Born In - 4.21.18


Objectives Objetivos

1. Understand why technology in school can be helpful for all students
2. Basic understanding of some terms: AT, ET, AEM, AIM, & UDL
3. Understand why believing that all students can learn is so important
4. Learn about a few fun technology examples
5. Handout with ideas for questions to ask before or at IEP meetings.

Why use Assistive Technology (AT) & Education Technology (ET) in school?

¿Por qué usar tecnología de asistencia y educación en la escuela?

- Increase options for ALL students
- Increase independence for learners who require extra support
- Supports differentiated learning & AEM
- Supports UDL



- Allows for Multiple Representations (Visual, Auditory, Tactile/Sensory, etc.)
- Supports ALL learners (TAG, exceptional, struggling, neuro-typical)
- Provides flexibility in learning styles & reduces barriers


AEM: Accessible Educational Materials

AIM: Accessible Instructional Materials

Materiales Educativos accesibles y Materiales Instructivos Accesibles

- ▶ Using different ways to access books, handouts, and classroom material.
- ▶ Examples: Audiobooks, videos, large print, braille, Google Classroom, option on computer to read print out-loud (text to speech), etc.


<https://www.youtube.com/watch?v=6U3uKMKMv7s>



UDL: Universal Design for Learning

Diseño Universal para el Aprendizaje

www.cast.org/our-work/about-udl.html#_Wx-TrBPvqD
www.udlcenter.org/aboutudl/whatisudl



So WHAT?

- ▶ TOOLS/STRATEGIES can help children learn and participate
- ▶ They can help meet IEP goals
- ▶ They can help craft BETTER goals
- ▶ They can change lives....

▶ But who cares if THE BELIEF IN LEARNING does not truly exist?

LA CREENCIA EN EL APRENDIZAJE

Does your child see themselves as a:

- ▶ Student?
- ▶ Learner?
- ▶ Writer?
- ▶ Public Speaker?
- ▶ Mathematician?
- ▶ Scientist?
- ▶ Historian?
- ▶ Artist?

¿Estudiante?
¿Aprendiz?
¿Escritor?
¿Orador público?
¿Matemático?
¿Científico?
¿Historiador?
¿Artista?

- Teach this vocabulary -

Build it into your conversations

Enseñe este vocabulario: Edifíquelo en sus conversaciones

What is your child's internal narrative?

Narrativa interna del niño?

- ▶ "I am a Learner"
- ▶ "I am a Reader"
- ▶ "I am a Writer"
- ▶ "I am a Talker"
- ▶ "I can Count/Add/Subtract..."
- ▶ "I can Study"
- ▶ "I can THINK"

- ▶ Build BELIEF IN LEARNING by using these words at home, at school, in meetings
- ▶ Through the use of tools & strategies, EVERY CHILD can learn.
- ▶ Through the use of tools & strategies, EVERY CHILD can participate on some level in reading, writing, math, science, history, recess, physical education, art, music, etc.

Remember: "WE ALL USE TOOLS"

"TODOS UTILIZAMOS HERRAMIENTAS"

When iPads, computer, wiggle cushions, white boards, bean bag chairs, slant boards, fidgets, etc. are available to ALL students, it NORMALIZES tools.

EXAMPLES!

EJEMPLOS!

Statement of Financial Relationship

- We do not financially benefit from recommending or demonstrating any products today.
- We try to represent products/tools and answer questions to the best of our abilities.

8/15/17

One framework example

T.H.E. P.A.C.T.
A 4-Step Structured Teaching Framework

Build Comprehension to Improve Expression

8/15/17

"LEARN ABOUT IT" - Teaching vocab

"APRENDER SOBRE ELLO" - Enseñanza del vocabulario


Learn About

Talking photo album book

Libro de fotos habladas

Learn About

Spinner: Select word for the class discussion



Hilandero

Learn About

Listen to vocab

Escucha el vocabulario




Learn About

"READ ABOUT IT"

"LEE SOBRE ELLO"

...With Talking Pens


...Con plumas parlantes



Read About

...with talking photo album apps

...con la aplicación de álbum de fotos hablante



Whales

Read About

...with Reading software & apps

...con la lectura de software y aplicaciones



Read About

...with "e-libraries" online


...con bibliotecas en línea basadas en la web



Read About

"WRITE ABOUT IT"
 ESCRIBE SOBRE ESO

...With Low-Tech options:



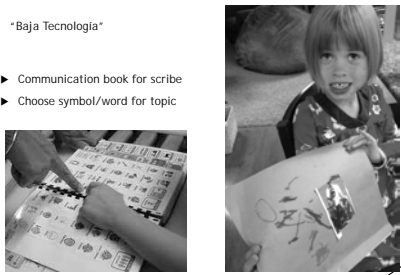
...with "No-tech" options
 ...con opciones sin tecnologia

Peer or adult Scribe
 Compañero o adulto escriba




"Low-tech"
 "Baja Tecnologia"


- ▶ Communication book for scribe
- ▶ Choose symbol/word for topic




Print from a communication app




Print from a Speech Generating Device (SGD)




Dear Santa,
 I want a big green car
 that I can drive.



From,
 Jose




...with "alternative pencils"
 ...con "lápices alternativos"



A	B	C	D
E	F	G	H
I	J	K	L
M	N	O	P
Q	R	S	T
U	V	W	X
Y	Z	NUMBERS	


Use Dictation (on laptop/computer or tablet)
 Dictado (en computadora o tableta)



Write About


...with online Typing programs
 ...con programas de mecanografía en línea

www.hwtears.com/kwt



Write About


...with writing apps & software
 ... con aplicaciones y software de escritura



Write About

Early Typing at home

Niño pequeño escribiendo en casa



Big keyboard exploration
 Pre-K

iPad keyboard, Scribe, & marker - 2nd grade

Write About

In Classroom


En el salón de clases



Write About

Write About, then Talk About...





“TALK ABOUT IT” “HABLAR DE COSAS” 

- ▶ Class presentations
- ▶ Answering questions
- ▶ Share facts or opinions in class
- ▶ Retell a story
- ▶ Explain an experiment to the class
- ▶ Direct class, pass a turn

8/15/17


Using a Step-by-Step Communicator 


8/15/17

Using apps for presentations 



8/15/17 

Learn, Read, Write, Talk



8/15/17

Bringing it all together. Fun Math example:



8/15/17

QUESTIONS to ask:

1. How many **meaningful** vocab words is best for my child for each new unit?
2. How does my child enjoy learning new words? (Manipulatives? Drag & drop apps? Matching? Video clips? Sorting? Wordles? Word searches?...)
3. What reading supports help my child? Would she benefit from text to speech/ audio books/text? Words highlighted? Pictures supports?
4. What writing supports help my child? Can he hold a pencil? Type? Speak? Benefit from visual supports? Mouse? Touch screen? Drag & drop?
5. What participation & expressive tools help my child and **does my child get excited about**? Visual supports? Voice output devices? Slide shows? Video clips? Using humor? Social?

8/15/17

QUESTIONS???

¿PREGUNTAS?

CONTACT INFO:



Carrie Luse, MSR, OT/L, ATP
Kim Elliott, MS, CCC-SLP, ATP
atlab@cvision.org



Debra Fitzgibbons, OTAP Coordinator
debra.fitzgibbons@douglasesd.k12.or.us
541-957-4834